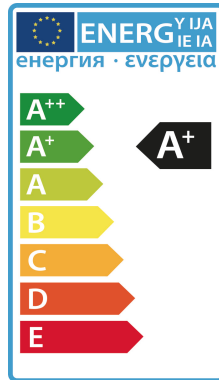


## Synergy 21 LED Garten spot SPIKE 10W warmweiß



kwh/1000h:	11,00
Lumen:	800
Watt:	10,0
Nennlebensdauer:	35000 Std.
Schaltzyklen:	15000
Opt. Umgebungstemp.:	25 °C



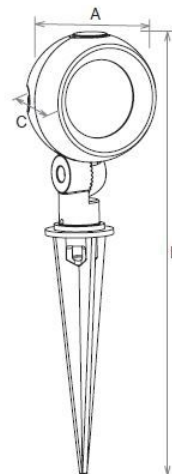
Gartenspot mit Erdspeiss IP65 und IK06

Leistungsaufnahme: 10Watt  $\pm$ 1W  
Lumenzahl: 800lm  $\pm$  5%  
Lichtfarbe: 3000k  $\pm$ 150 RA>80  
Abstrahlwinkel: 60°  
Schutzklasse: IP65 und IK06  
Arbeitstemperatur: -20° to +45°  
Stromzufuhr: 12V ohne Netzteil  
Größe:  $\varnothing$ 76/262\*57,5mm

Wir empfehlen die offenen Kabelenden mit Wago-Klemmen (z.B. Artikel 120373) zu verbinden.

Energieeffizienzklasse: A+  
kWh/1000h: 11

## Weitere Bilder



#### Installation Procedure

##### WARNING

1. Switch off before installation.
2. Switch on only after complete installation and examination of the circuit.
3. Professional electrician for installation and maintenance only.



Turn Off power supply before starting any installation. Read instructions & check you have all the tools & accessories to complete the installation correctly.

##### Installation

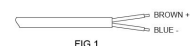
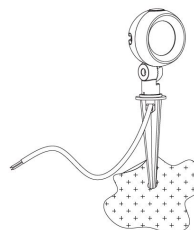


FIG.1

1. Insert LED Spike Light to the ground.
2. Connect the fixture to power AC/DC 12V. Please use waterproof junction box for wiring.
3. Installation complete, turn on the power.