

RF Single Color Wall Mounted Controller

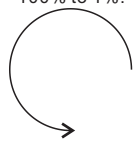
09.2836D.04221



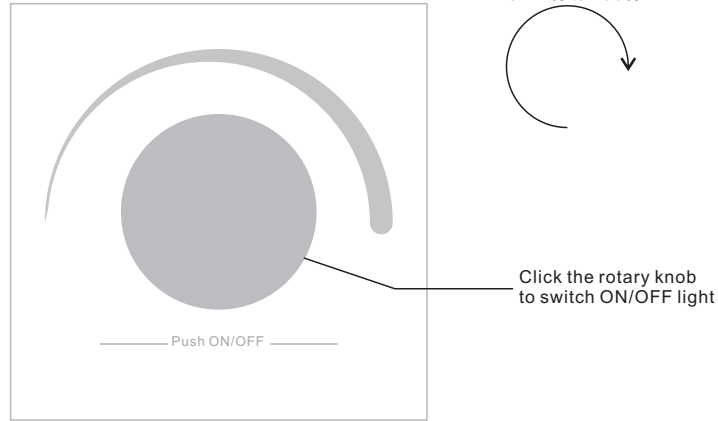
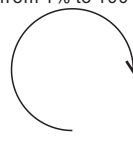
Important: Read All Instructions Prior to Installation

Function introduction

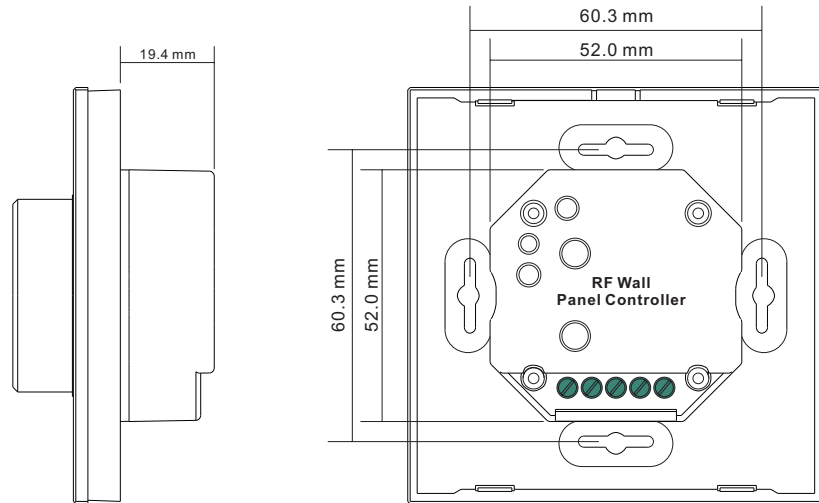
Rotate the knob counterclockwise to decrease light intensity from 100% to 1%.



Rotate the knob clockwise to increase light intensity from 1% to 100%.



Front side



Back side

Product Data

Output Signal	RF signal
Power Supply	3V(CR2032)
Power consumption	10 mA
Operating temperature	0-40°C
Relative humidity	8% to 80%
Dimensions	86x86x41.6mm

- Rotation sensitive
- Glass interface(white & black)
- Compatible with all universal series RF receivers
- Control single color
- Control 1 zone of RF receiver
- Waterproof grade: IP20

Safety & Warnings

- DO NOT install with power applied to device.
- DO NOT expose the device to moisture.

Operation

Pair with RF receivers:

Click "Learning Key" on RF receiver → Rotate or click the knob → LED lights connected with the RF receiver will flicker once → The receiver is paired with the remote successfully.

How to delete the pairing:

Press and hold down "Learning Key" on the receiver for over 3 seconds until connected LED lights flicker twice, which means the pairing is deleted successfully.

Installation

