

4-Port USB HDMI Multi-View Dual Rail WideScreen LCD KVM Switch

CL3884NW

The ATEN CL3884NW LCD KVM Switch offers a space-saving, streamlined approach to KVM switch technology by integrating a keyboard, a 18.5" LED-backlit LCD monitor, and a touchpad in a 1U rack-mountable slide housing. The dual rail design enables the LCD monitor, keyboard and touchpad to operate independently of each other. To maximize space utilization, the keyboard and touchpad modules can slide back to "hideaway" when not in use, while the LCD monitor rotates back, flush against the rack, to allow convenient monitoring of computer activity.

The CL3884NW offers dual console outputs that guarantees users real-time monitoring functionality. Users can control both outputs to display the following display modes: Quad View, Picture in Picture (PiP), Picture by Picture (PbP), and Picture on Picture (PoP). The display modes have different layout options to allow users to customize which sources are being displayed. In addition, being able to cascade up to 2 levels, the CL3884NW can reach up to a maximum of 16 video sources that can be simultaneously displayed and controlled with independent keyboard and mouse.

Featuring Boundless Switching, the CL3884NW allows users to switch control to another computer by simply moving the mouse cursor across a screen border and onto the target computer display without limitations. With patented ATEN technology – Video DynaSync™, users can enjoy better display resolutions and faster switching between systems. What's more, the EDID modes are available for smooth power-up, high-quality display that eliminate monitor compatibility issue.

For added convenience, users can choose to manage the computer from an external console. The CL3884NW features a USB peripheral port on the unit's front panel, ports for the external KVM console (USB keyboard / mouse and HDMI monitor) on the rear panel, and audio ports for connecting audio speakers.

The CL3884NW is a feature-rich LCD KVM switch which exceeds the requirements for control room applications in any industry in terms of its capabilities of optimizing video quality, space utilization, adaptive deployment, and operational versatility.



Front view



Rear view



Features

Reliability and Operational Versatility

- Multi-view console controls up to 4 video sources on 1 screen with display modes including Quad View, Picture in Picture (PiP), Picture by Picture (PbP), and Picture on Picture (PoP)
 - Quick Access Toolbar – intuitive user interface for editing
 - Supports an extra console via USB / HDMI connectors for up to two console displays*
 - Display mode layout customization
 - Superior video quality – 1920 x 1200 @ 60 Hz
 - Computer selection via pushbuttons, hotkeys, OSD, and RS-232 commands
 - Boundless Switching – simply moves the mouse cursor across windows to switch to other video sources
 - Video DynaSync™ – an exclusive ATEN technology that eliminates boot-up display problems and optimizes the resolution when switching among different sources
 - Easily resizes and / or repositions any PiP or PbP to suit users' viewing needs
 - EDID Expert™ – selects optimum EDID settings for smooth power-up, high-quality display and use of the best video resolution across different screens
 - Cascade up to 2 levels – controls up to 16 computers (with up to 4 x 4 Multi-View mode)
 - Auto Scan mode – enables continuous monitoring of user-selected computers
 - Broadcast mode – allows users to send commands from the console to all computers to perform operations simultaneously
 - Additional hot-pluggable USB peripheral port on front panel
- *Both outputs can provide a combination of multi-view display modes simultaneously. However, users can only have one of the two outputs set to full-screen mode.

Space Utility Optimization

- Exclusive LED illumination light – designed by ATEN to illuminate the keyboard and touchpad to allow visibility in low-light conditions
- Integrated KVM console with an 18.5" LED-backlit widescreen LCD monitor in a dual rail housing with top and bottom clearance for smooth operation in a 1U high system rack
- Dual rail design allows LCD monitor and keyboard / touchpad modules to operate independently
- Console lock – enables the console drawer to remain securely locked away in position when not in use

Installation Flexibility

- Standard rack mount kit included
 - Optional rack mount kits available including easy installation options*
 - No software required
 - Firmware upgradable
 - Supports hot-plugging
- *Contact your ATEN dealer for product information.

Highlights

Flexible Display Modes	The CL3884NW supports Quad View, Picture in Picture (PiP), Picture by Picture (PbP), Picture on Picture (PoP), and Full-Screen mode. Users can change size and location of each video source and easily click on demand to control PC.
Boundless Switching	Boundless Switching is a patented ATEN technology. By moving the mouse cursor across different windows, users are allowed to switch KVM focus among multiple sources. The mouse cursor can be moved to another window in any direction and instantly access the target computer.
Expandability	The CL3884NW can be cascaded up to 2 levels to control 16 computers and support up to 4 x 4 Multi-View mode.
Video DynaSync™	ATEN's exclusive Video DynaSync™ technology automatically detects the horizontal and vertical offset values of each computer's display settings and synchronizes them with the monitor users are working on, ensuring that the display resolution will always be correct when switching among different video sources.
Flexible Display Modes	The CL3884NW supports Quad View, Picture in Picture (PiP), Picture by Picture (PbP), Picture on Picture (PoP), and Full-Screen mode. Users can change size and location of each video source and easily click on demand to control PC.

Display Mode

Full-Screen Mode



Quad View



Picture by Picture

- PbP2

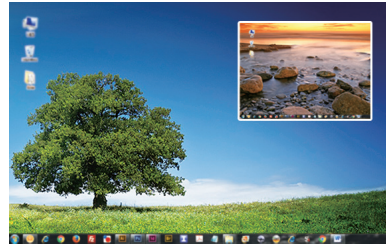


- PbP3




Picture in Picture

- Dual



- Triple

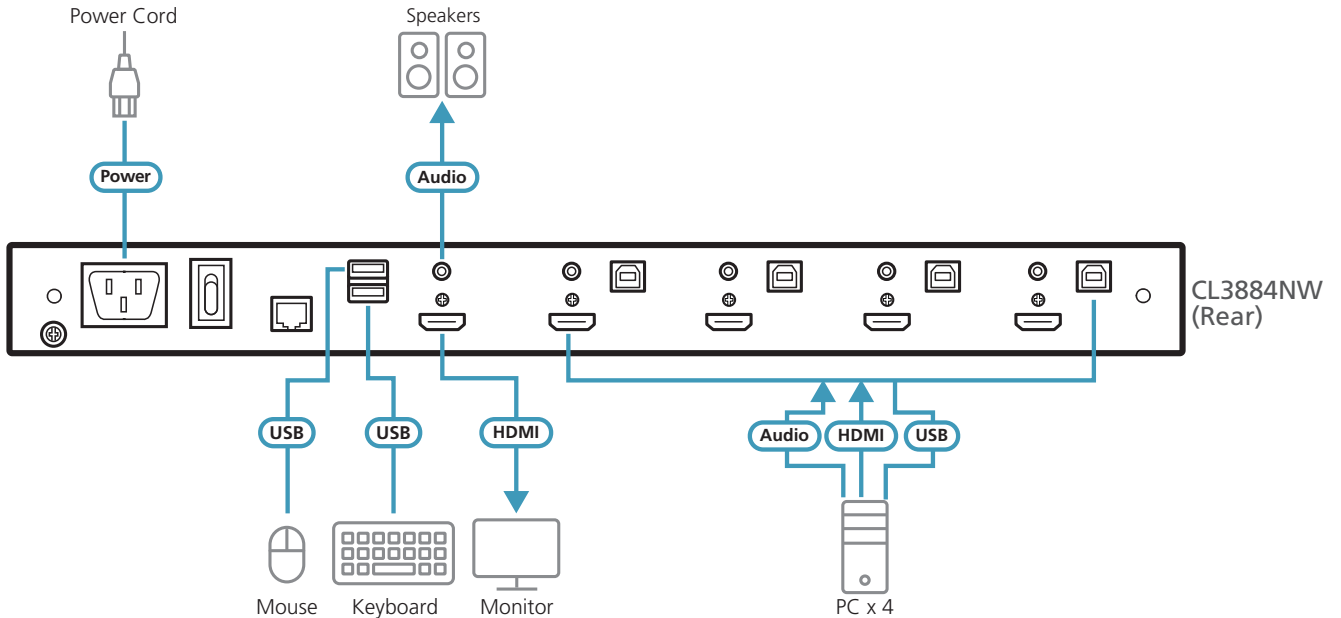


- Quad



Picture on Picture





Optional

Rack Mount Kit

Slideaway™ LCD KVM switches / consoles allow users to choose from a host of optional rack mount kits to meet users' needs, including the Single Person Easy Installation Rack Mount Kit, which streamlines the rack mounting process.

Normal rack mounting procedures call for at least two people to rack mount a KVM switch / console. The Single Person Easy Installation Rack Mount Kit enables one person to rack mount a Slideaway™ LCD KVM switch / console. In just a matter of minutes, the new Slideaway™ LCD KVM switch / console can go from the box to the rack.

For convenience and flexibility, there are standard and optional rack mount kits available:

Standard Rack Mount Kit	Depth (cm)
Short (Standard)	58 – 80
2X-040G (Long / Optional)	70 – 105

Easy Installation Rack Mount Kit	Depth (cm)
2K-0005 (Short / Optional)	57 – 70
2K-0006 (Long / Optional)	68 – 105

Specifications

CL3884NW	
Computer Connections	
Direct	4
Maximum	16 (via Cascade)
Port Selection	OSD, Hotkey, Pushbutton, RS-232 commands
Connectors	
KVM Ports	4 x HDMI Female; 4 x USB Type-B Female; 4 x 3.5mm Audio Jack Female (Green)
Power	1 x IEC 60320/C14
Serial	1 x RJ-45 Female
External Console Ports	1 x HDMI Female (Black); 2 x USB Type-A Female (Black); 1 x 3.5mm Audio Jack Female (Green)
USB Port	1 x USB Type-A Female (Front)
Switches	
Port Selection	4 x Pushbutton
Multi-View Mode	5 x Pushbutton
Display Mode	3 x Pushbutton
Reset	1 x Semi-recessed Pushbutton
Firmware Upgrade	1 x Slide Switch
Power	1 x Rocker Switch
LCD Control	4 x Pushbutton
LCD Power	1 x LED Pushbutton
LEDs	
Power	1 (Dark Green)
Lock	1 x Num Lock (Green); 1 x Caps Lock (Green); 1 x Scroll Lock (Green)
LED Illumination Light	1 x LED Illumination Light
Emulation	
Keyboard / Mouse	USB
Video	
Input Video Resolution	1920 x 1200 @ 60 Hz
Second Console	1920 x 1200 @ 60 Hz
Panel Spec	
LCD Module	18.5" TFT-LCD
Resolution	1920 x 1080 @ 60 Hz
Response time	20 ms
Viewing Angle	178° (H), 178° (V)
Support Color	16.77M colors
Contrast Ratio	1000 : 1
Luminance	350 cd/m ²
Scan Interval	5, 10, 15, 30, 60, 90 seconds (default: 5 seconds)
Maximum Input Power Rating	100-240V AC, 50-60 Hz, 1A
Power Consumption	AC 110 V : 35.2 W ; 171 BTU ; AC 220 V : 35.7 W : 174 BTU
Environmental	
Operating Temperature	0 – 40 °C
Storage Temperature	-20 – 60 °C
Humidity	0 – 85% RH, Non-condensing
Physical Properties	
Housing	Metal
Rail Type	Dual Rail
Weight	11.20 kg
Dimensions (L x W x H)	48.06 x 63.10 x 4.28 cm
Body Dimensions (L x W x H)	44.92 x 58.40 x 4.28 cm

Note:

- For some rack mount products, please note that the standard physical dimensions of WxDxH are expressed using a LxWxH format.
- Body Dimensions exclude I/O ports, handles, and mounting brackets.

ATEN International Co., Ltd.

3F, No.125, Sec. 2, Datung Rd., Sijhih District., New Taipei City 221, Taiwan
 Phone: 886-2-8692-6789 Fax: 886-2-8692-6767
 www.aten.com E-mail: marketing@aten.com

Product information is subject to change without prior notice.

Released: 06/2022 V3.0

© Copyright 2022 ATEN® International Co. Ltd.
 ATEN and the ATEN logo are registered trademarks of ATEN International Co., Ltd.
 All rights reserved. All other trademarks are the property of their respective owners.
 The terms HDMI, HDMI High-Definition Multimedia Interface, and the HDMI Logo are trademarks or registered trademarks of HDMI Licensing Administrator, Inc.

