



UniFi® | SWITCH 8

Fully Managed Gigabit Switches

Models: US-8, US-8-60W

Non-Blocking Throughput Switching Performance

Gigabit Ethernet RJ45 Ports

Robust Performance for Enterprise Networks



UniFi® SWITCH

Overview

Build and expand your network with Ubiquiti Networks® UniFi® Switch, part of the UniFi line of products.

The new 8-port models feature Gigabit Ethernet ports in a compact form factor. The switches are fully manageable, delivering robust performance and intelligent switching for your growing networks.

Switching Performance

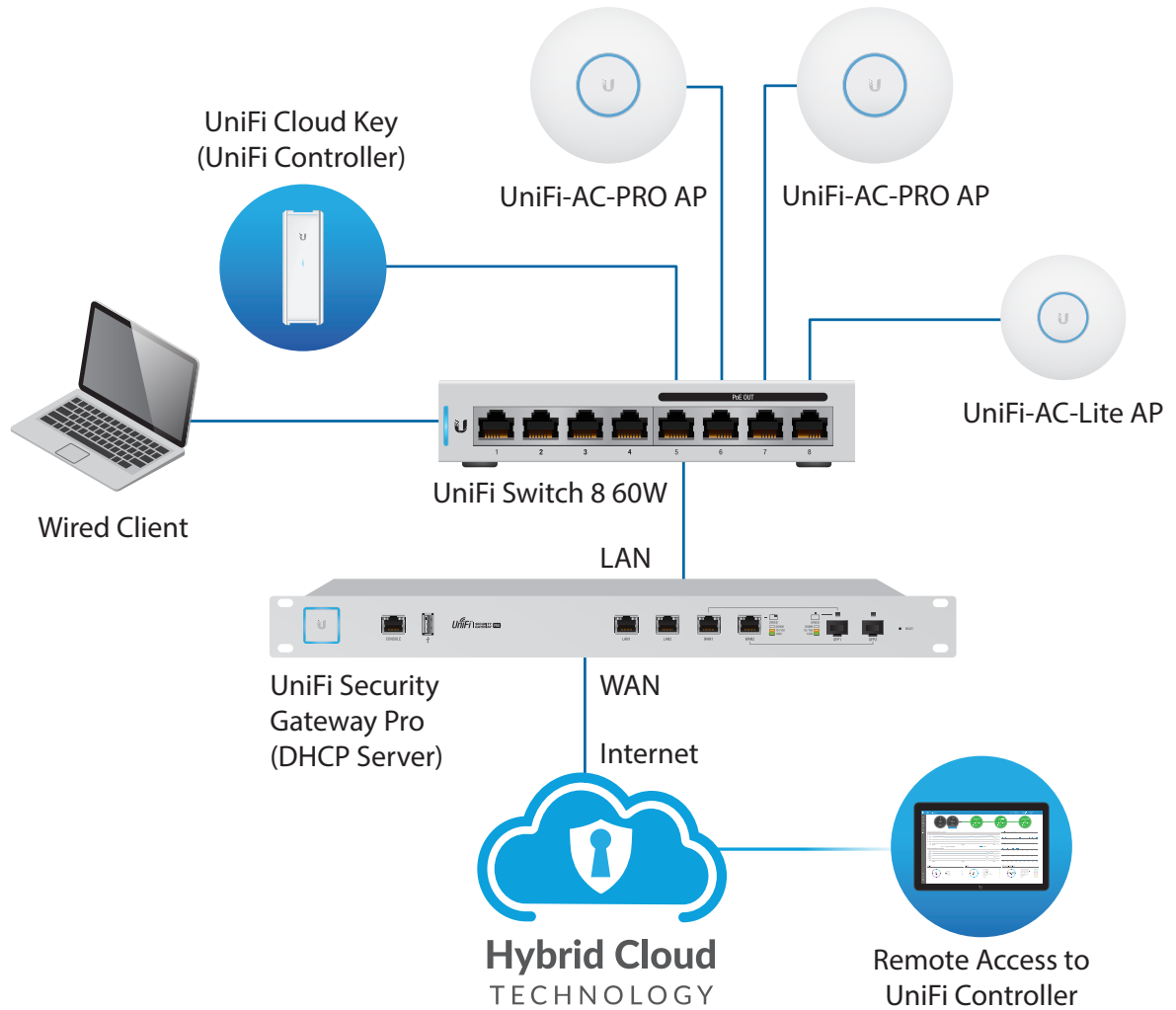
The UniFi Switch offers the forwarding capacity to simultaneously process traffic on all ports at line rate without any packet loss.

For its total, non-blocking throughput, each supports up to 8 Gbps with a switching capacity of 16 Gbps.

PoE

The US-8-60W model has four auto-sensing PoE ports that can deliver up to 15.4W of power for PoE devices.

The US-8 model has a PoE Passthrough port. It's output voltage and power rely directly on the power input.



US-8-60W Sample Network Diagram

UniFi Controller

Designed for convenient management, the UniFi Controller software allows admins to configure and monitor the UniFi Switch and other UniFi devices using a graphical user interface. You can download it from www.ubnt.com at no extra charge – there is no separate software, licensing, or support fee.

Multi-Site Management

A single instance of the UniFi Controller running in the cloud can manage multiple UniFi sites within a centralized interface. Each site is logically separated and has its own network monitoring, configuration, maps, statistics, and admin accounts.

Switch Configuration

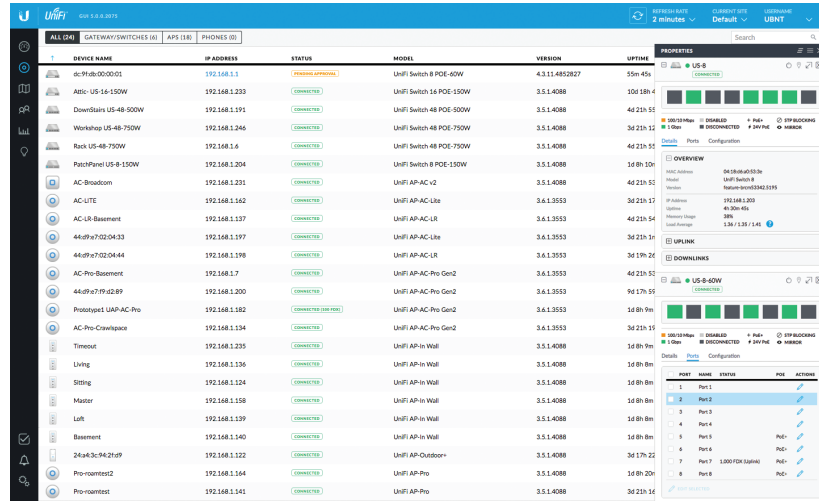
You can access any managed UniFi Switch through the UniFi Controller to configure a variety of features:

- Operation mode (switching, mirroring, or aggregate) per port
- Network/VLAN configuration
- Jumbo frame and flow control services
- Network settings
- Storm control setting per port
- Spanning tree configuration
- 802.1x control and RADIUS VLAN
- Debug terminal option for command-line interface

Switch Port Status

You can also view status information for each port:

- Connection speed and duplex mode
- TX/RX data rates
- Network/VLAN setting



Device Configuration

The *Devices* screen displays the UniFi devices discovered by the UniFi Controller. You can access each managed device for device details and configuration.



Statistics

The *Switch Statistics* screen displays a graphical overview of all LAN throughput for each port on the selected switch. Under the same pane of glass, it also shows LAN, WLAN, and Internet traffic, including the breakdown of protocols being used (requires a UniFi Security Gateway).



Models

UniFi® | SWITCH 8 60W

Model: US-8-60W

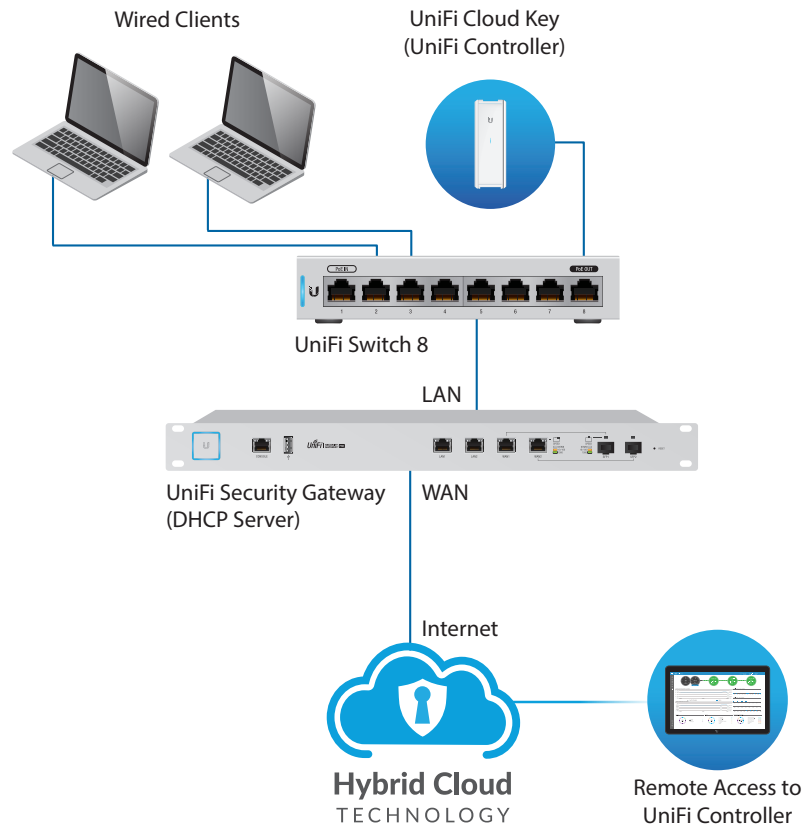
- (8) Gigabit RJ45 Ports
- (4) Auto-Sensing IEEE 802.3af PoE Ports
- Non-Blocking Throughput: 8 Gbps
- Switching Capacity: 16 Gbps
- Forwarding Rate: 11.9 Mpps
- Maximum Power Consumption: 12W
- Available in Single-Pack and 5-Pack



UniFi® | SWITCH 8

Model: US-8


- (8) Gigabit RJ45 Ports
- (1) PoE Passthrough Port
- Non-Blocking Throughput: 8 Gbps
- Switching Capacity: 16 Gbps
- Forwarding Rate: 11.9 Mpps
- Maximum Power Consumption: 12W
- PoE or DC Input Option
- Available in Single-Pack and 5-Pack
(Power Supply Not Included with 5-Pack)



US-8 Sample Network Diagram

Hardware Specifications

US-8-60W	
Dimensions	148.0 x 99.5 x 30.7 mm (5.83 x 3.92 x 1.21")
Weight	432 g (15.24 oz)
Enclosure Characteristics	SGCC Steel
Total Non-Blocking Throughput	8 Gbps
Switching Capacity	16 Gbps
Forwarding Rate	11.9 Mpps
Max. Power Consumption	12W (Excluding PoE Output)
Max. PoE Wattage per Port	15.4W
Power Method	48VDC, Max. 2A
Supported Voltage Range	57VDC to 44VDC
Power Supply	External AC/DC Adapter, 48V, 1.25A
LEDs	PoE (Port 8), Speed/Link/Activity (All Ports)
Networking Interfaces	(8) 10/100/1000 Mbps RJ45 Ports
PoE Interfaces	(4) Ports 5, 6, 7, 8; IEEE802.3af
ESD/EMP Protection	Air: ± 24 kV, Contact: ± 24 kV
Operating Temperature	-5 to 45° C (23 to 113° F)
Operating Humidity	5 to 95% Noncondensing
Shock and Vibration	ETSI300-019-1.4 Standard
Certifications	CE, FCC, IC



Hardware Specifications

US-8	
Dimensions	148.0 x 99.5 x 30.7 mm (5.83 x 3.92 x 1.21")
Weight	432 g (15.24 oz)
Enclosure Characteristics	SGCC Steel
Total Non-Blocking Throughput	8 Gbps
Switching Capacity	16 Gbps
Forwarding Rate	11.9 Mpps
Max. Power Consumption	12W (Excluding PoE Output)
Max. Passive PoE Wattage per Port	PoE Mode 1: 12W @ 802.3at PoE Mode 2: 12W @ 48V PoE Mode 3: 12W @ 24V DC Input Mode: 12W @ 48V or 12W @ 24V
Passive PoE Voltage Range	Depends on Power Source
Power Method	(1) DC 48V or 24V, Max. 1.25A (1) PoE Input, 802.3 af/at (Pins +1, 2; -3, 6); Passive 24V (Pins +4, 5; -7, 8)
Supported Voltage Range	DC: 48V or 24V; 48V Mode: 56V to 40V; 24V Mode: 27V to 20V
Power Supply	External AC/DC Adapter, 48V, 0.5A
LEDs	PoE (Port 8), Speed/Link/Activity (All Ports)
Networking Interfaces	(8) 10/100/1000 Mbps RJ45 Ports
PoE In Interface (Port 1)	PoE Mode 1: 802.3af/at (Pins +1, 2; -3, 6) PoE Mode 2: Passive 24V or 48V (2-Pair Pins +4, 5; -7, 8) PoE Mode 3: Passive 24V; (4-Pair Pins +1, 2; -3, 6 and +4, 5; -7, 8)
PoE Out Interface (Port 8)	PoE Mode 1: 48V (Pins +1, 2; -3, 6) PoE Mode 2: Passive 24V or 48V (2-Pair Pins +4, 5; -7, 8) PoE Mode 3: Passive 24V (4-Pair Pins +1, 2; -3, 6 and +4, 5; -7, 8) DC Input Mode: DC Passthrough (Pins +1, 2; -3, 6)
Management Interface	Ethernet In-Band Management
ESD/EMP Protection	Air: ± 24 kV, Contact: ± 24 kV
Operating Temperature	-5 to 45° C (23 to 113° F)
Operating Humidity	5 to 95% Noncondensing
Shock and Vibration	ETSI300-019-1.4 Standard
Certifications	CE, FCC, IC

Specifications are subject to change. Ubiquiti products are sold with a limited warranty described at: www.ubnt.com/support/warranty
©2016 Ubiquiti Networks, Inc. All rights reserved. Ubiquiti, Ubiquiti Networks, the Ubiquiti U logo, the Ubiquiti beam logo, and UniFi are trademarks or registered trademarks of Ubiquiti Networks, Inc. in the United States and in other countries. All other trademarks are the property of their respective owners.



www.ubnt.com