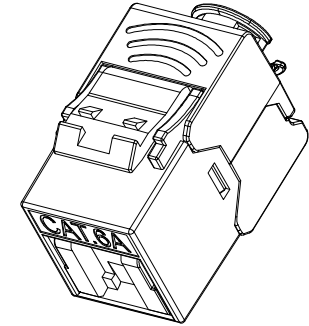
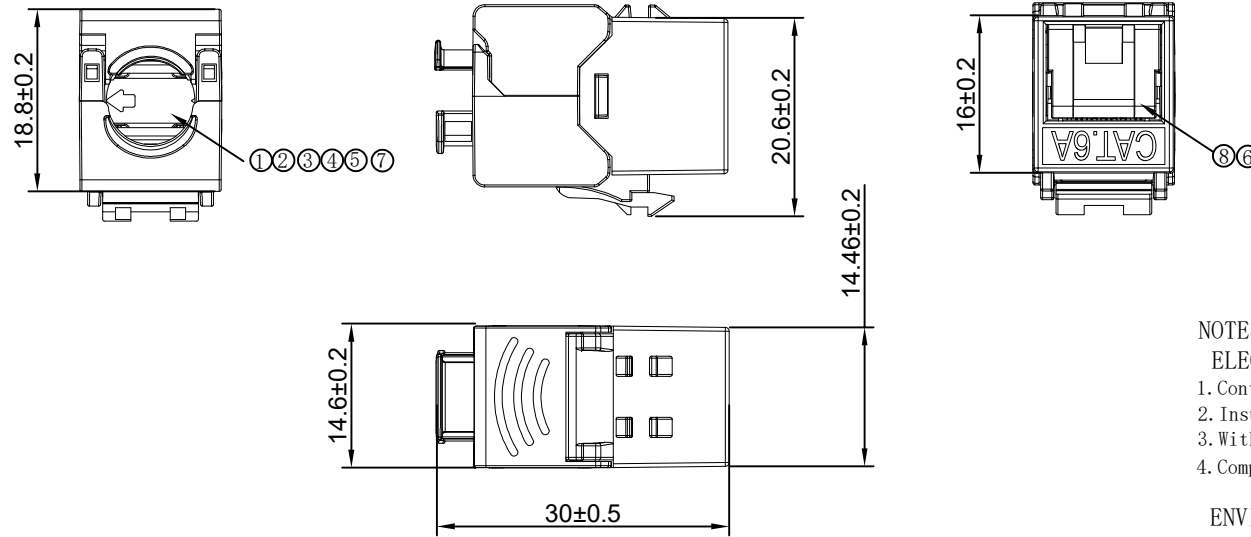


NOTE:

1. Material: SPCC
2. Thickness:1.2mm
3. with Ground wire
4. Front panel with 3 cable management racks
5. RoHS 2011/65/EU and amendment directives (EU) 2015/863 compliant;REACH 1907/2006/EC compliant.
6. Apply to the keystone jack which the width less than 17.4mm
7. "1 2 3.....16" Color: black Font : Arial H:3.35MM
8. Accessory:
  - Cable Tie(75X1.9mm) \*16pcs
  - M6\*18 screw and nut \*4set

ITEM NO.	Body Colour	Cable management racks Color	Logo Color
S216386	Gray RAL 7035	Gray	Black

SYNERGY 21										
CUSTOMER		ITEM NO.								
PRODUCT NAME	16port BLANK PATCH PANEL	manufacture country:	CHINA	UNIT	MM					
NEW	2024-03-01	A	DRAWNBY	CHECKBY	APPOBY	DATE				
BY	CHK	REVISION RECORD MODIFICATIONS	DATE	REV.	SYNERGY 21	SYNERGY 21	SYNERGY 21			2024-03-01



NOTES:

ELECTRICAL:

- 1.Contact Resistance : 20MΩ MAX
- 2. Insulation Resistance : 500MΩ MIN @ 500V DC
- 3. Withstand Voltage : DC 1000V AC 700V RMS 60Hz, 1MIN
- 4. Compliance with Class EA up to 500 MHz to ISO/IEC 11801 Ed. 2. 2:2011-06  
DIN EN 50173-1:2011-09

ENVIRONMENTAL:

- 1.Storage temperature : -40°C T0+70°C
- 2. Operation temperature : -10°C to+60°C

MECHANICAL

- 1. SHIELD MATERIAL: ZINC ALLOY
  - 2. IDC MATERIAL: PC TERMINAL:PHOSPHOR BRONZE, TIN PLATING
  - 3.RJ45 Contact Life: 750 Times Min
  - 4. Plug inforce:<30N
  - 5. Solid cable:1/22AWG(0.65MM)-1/26AWG(0.40MM) ID:1.05MM-1.5MM
  - 6. Cable OD: 5.0mm-8.5mm
  - 7. PoE per IEEE 802.3af,PoE+ per IEEE 802.3at
  - 8. 360° Shield connection
- RoHS 2011/65/EU and amendment directives (EU)  
2015/863 compliant;REACH 1907/2006/EC compliant.  
PACKING:lpc+copper foil/PE bag+label  
Accessories:  
Instruction Sheet \*lpc/inner box  
Cable Tie(75X1.9mm) \*1Pc

MATERIAL LIST:


⑧	Dust cap	PC Black	1	
⑦	MODULAR COVER	PC White	1	
⑥	RJ 45 JACK INSERT	PHOSPHOR BRONZE 8P8C GOLD PLATED	8	
⑤	PCB	1.2mm UL 94V0	1	
④	IDC BODY	PC White	1	
③	IDC PIN	PHOSPHOR BRONZE & TINNED	8	
②	LABEL COLOR CODE	T568A/B	2	
①	IDC TERMINAL	FOR 22-26AWG(0.40mm-0.65mm) CABLE	1	

NO.	PARTS NAME	SPECIFICATION STANDARD	QT' Y	REMARK
		NEW	2024-04-16	A
BY	CHK	REVISION RECORD MODIFICATIONS	DATE	REV.


SYNERGY 21					
CUSTOMER	AN		ITEM NO.	S216338V2	
PRODUCT NAME	CAT. 6A STP KEYSTONE JACK	manufacture country:	china	UNIT	MM
DRAWNBY	CHECKBY	APPOBY	DATE		
SYNERGY 21	SYNERGY 21	SYNERGY 21	2024-04-16		

# Montageanweisung


## UTP/STP Keystone jack



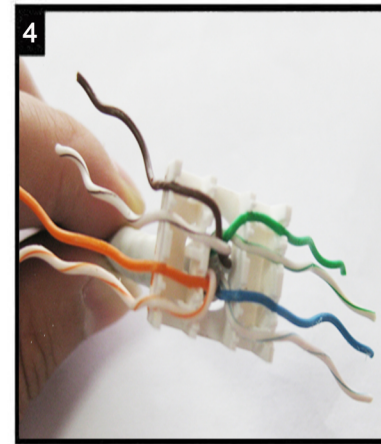
Außenmantel des Verlegekabels ca.4 cm abnehmen und Gesamtschirmung nach hinten ziehen.  
Strip off approx. 4 cm of the cable jacket and fold total shield back over it.




Paarfolie entfernen.  
Remove pair shielding.




Der Kabelsortierer verfügt über beide Farbcodes(568A/B).Wählen Sie den entsprechenden Farbcode.  
Please choose colour code 568A or B according your application.




Kabel einführen und die einzelnen Adern nach der von Ihnen gewählten Belegungsvariante in den Kabelsortierer einführen.  
Insert the cable into the termination cap and fan out all four twisted pairs following the colour code printed on the termination cap. Make sure that all conductors are in the proper slot.




Überstehende Adern abschneiden.  
Trim the ends of the conductors.




Den Sortierer in Pfeilrichtung in das Modul einsetzen.Bitte Pfeilrichtung beachten!  
Install the termination cap in direction of arrow into the Keystone Jack.



Die Montageklappen schließen -mit diesem Vorgang wird das Modul kontaktiert.  
Press both covers of the Keystone Jack to contact the cable.



Ggr.die Anreterung nochmals kontrollieren und schließen.  
Control the operation and close the Keystone Jack finally.



Das Modul mit dem Kabelbinder zugentasten und die Schirmschelle fixieren.  
Use cable tie for strain relief and to fix the shielding clamp.

Oder mit kabel binder die zugentfasung zu fixieren.  
Or cable tie to fix the strain relief.