**SYNERGY 21[®]**

Gray RAL 7035

"SYNERGY 2[®]" for black printing The pantone of Color is black c
 "1" for blue printing The pantone of Color is 298C

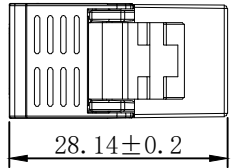
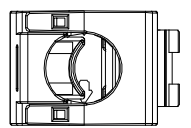
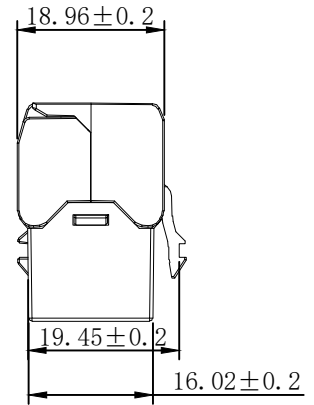
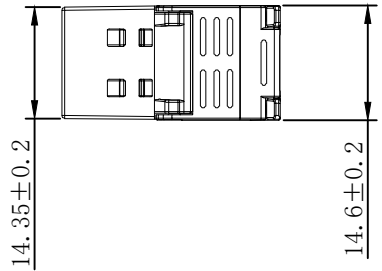
NOTE:

1. PANEL FRAME:SPCC CARBON STEEL T=1.2MM POWDER COATING
2. PANEL BRACKET SPCC NICKEL PLATING
3. BODY COLOR: Gray "1 2 3..... 48" Color: black Font : Arial H:4.4MM
4. Accessory:
 1. Cable Tie(75X1.9mm) *48pcs
 2. Screw and Nut M6*18mm × 4set
5. RoHS 2.0 & REACH Compliant
6. Packing: 1pcs/PE bag+label

ITEM NO.	Colour
S216339	Gray RAL 7035

SYNERGY 21									
CUSTOMER		ITEM NO.		See The Chart					
PRODUCT NAME	19" 1U 48 ports blank Patch panel Three-piece type	manufacture country	CHINA	UNIT	MM				
DRAWNBY		CHECKBY		APPOBY		DATE			
SYNERGY 21		SYNERGY 21		SYNERGY 21		2018-10-17			

NEW			2018-10-17	A						
BY	CHK	REVISION RECORD MODIFICATIONS	DATE	REV.						
BY	CHK	REVISION RECORD MODIFICATIONS	DATE	REV.	SYNERGY 21	SYNERGY 21	SYNERGY 21	2018-10-17		



NOTE:

ELECTRICAL

- Contact Resistance :200Ω MAX
- Insulation Resistance :500Ω MIN @ 500V DC
- Withstand Voltage :DC 1000V AC 700V RMS 60Hz, 1MIN

ENVIRONMENTAL:

Storage : -40°C TO+70°C
 Operation: -10°C TO+60°C

MECHANICAL

- SHIELD MATERIAL:ZINC ALLOY (Silver)
- IDC MATERIAL:PC UL94V0 TERMINAL: PHOSPHOR BRONZE, TIN PLATING
- RJ45 Contact Life:750 Times Min
- Plug inforce:<30N
- Solid cable:1/22AWG(0.65MM)-1/24AWG(0.45MM) ID:0.8MM-1.6MM
- Cable OD:5.0mm-8.5mm
- PoE per IEEE 802.3af,PoE+per IEEE 802.3at

Fluke Test:Permanent Link ISO 11801 (PL 2)Class Ea
 RoHS 3.0 and REACH Compliant
 Packing:1pc+copper foil/PE bag+label

MATERIAL LIST:

⑦	IDC TERMINAL	FOR 22-24AWG (0.45mm-0.65mm) CABLE	1	
⑥	LABEL COLOR CODE	T568A/B	2	
⑤	IDC PIN	PHOSPHOR BRONZE & TINNED	8	
④	IDC BODY	FIREPROOF/PC UL 94V0	1	
③	PCB	1.2mm UL 94V0	1	
②	RJ-45 JACK INSERT	PHOSPHOR BRONZE 8P8C GOLD PLATED	8	
①	MODULAR COVER	ZINC ALLOY	1	
NO.	PARTS NAME	SPECIFICATION DESCRIPTION	QT'Y	REMARK
		NEW	2022-09-30	A
BY	CHK	REVISION RECORD MODIFICATIONS	DATE	REV.

SYNERGY21

CUSTOMER		ITEM NO.	S216380		
PRODUCT NAME	CAT. 6A FTP KEYSTONE JACK	manufacture country:	CHINA	UNIT	MM
DRAWNBY	CHECKBY	APPOBY	DATE		
SYNERGY21	SYNERGY21	SYNERGY21	2022-09-30		

Installationsanleitung/Installation guide

Keystone Jack




①.Stripping 4cm of sheath.



②.foldback braided and drained wire.




③.paste copper foil on the braided and ground wire and cut off the excess weave and the ground wire



④.4.Fan out all four twisted pairs, allocate each by following colorcoding label




⑤.Across the holde by the color marks of T568A or T568B



⑥. allocate each conductor into proper slots on wiring cap by following color coding



⑦.Trim the theends of conductors.



⑧.install the termination cap in direction of arrow into the keystone jack



⑨.press both covers of the keystone jack to contact the cable



⑩.Press down the retainer for 360 degree shielding