



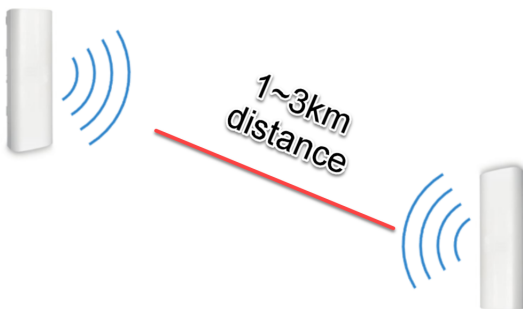
Part No.: 227986

Vendor Part No.: ALL-WB100AXF-1200_B2B

ALLNET Wireless AP WIFI6 • AX1200 • 2x2 • Outdoor • 1x GbE passive PoE 24VDC • IP55 • Bridge/AP/WDS • Point-to-Point-Bundle 2x ALL-WB100AXF-1200

>>> [Go to the shop article](#)

EAN CODE



The bundle includes 2x ALL-WB100AXF-1200 WiFi6 Bridge for a point-to-point connection up to 3KM max. 471MB more details can be found in the product description.

ALLNET Wireless AX 1200Mbps IP55 Outdoor Bridge ALL-WB100AXF-1200

Highlights:

- Wi-Fi 6 technology for powerful and efficient outdoor Wi-Fi
- Beamforming optimizes antenna signal, reception, and reliability for clients
- 2x2 directional antennas to support up to 1200 Mbps in the 5 GHz range
- High transmit power of 26 dBm extends Wi-Fi to the yard or from building to building
- Integrated directional antenna with high gain (16 dBi) extends wireless networks up to 5 miles (point-to-point)
- IP55-certified weatherproof and dustproof enclosure
- Flexible operating modes: access point, station, WDS access point, WDS station, repeater
- GE PoE port supports flexible power options

The ALLNET Wireless Bridge WiFi6 2x2 5GHz IP55 Outdoor Long Range CPE provides reliable and efficient outdoor Wi-Fi connectivity with Wi-Fi 6 technology and beamforming optimization. It features a high transmit power of 26 dBm and an integrated high gain directional antenna of 16 dBi for extended Wi-Fi range of up to 5 miles (point-to-point). It is also weatherproof and offers flexible operating modes with easy installation over 100 meters.

Hardware Overviews

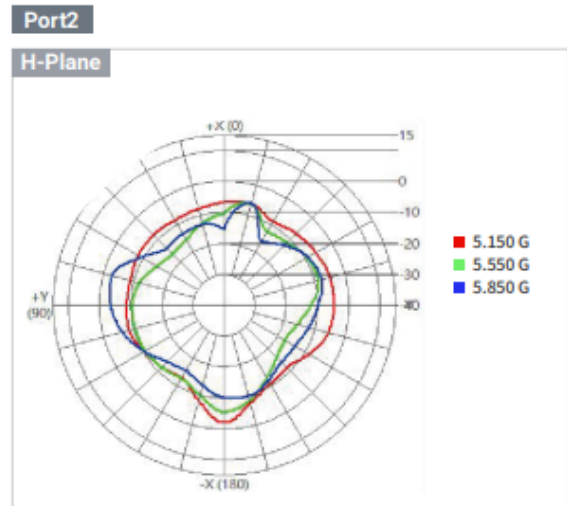
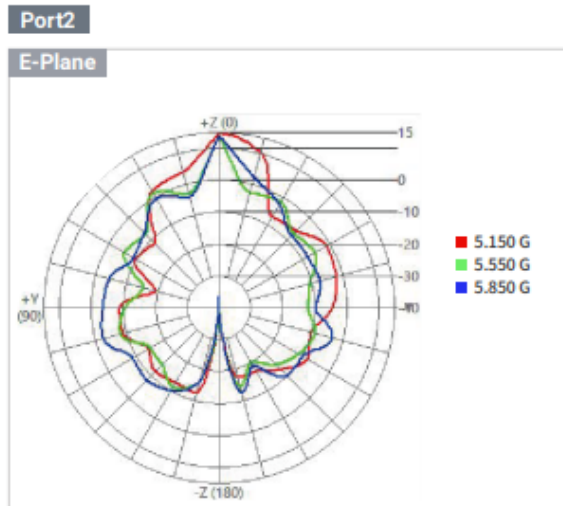
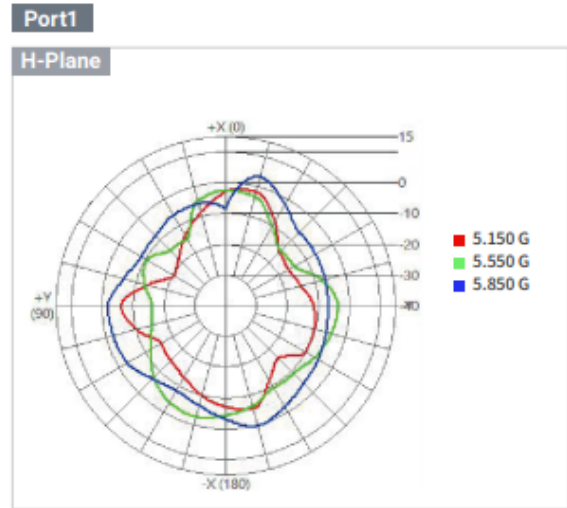
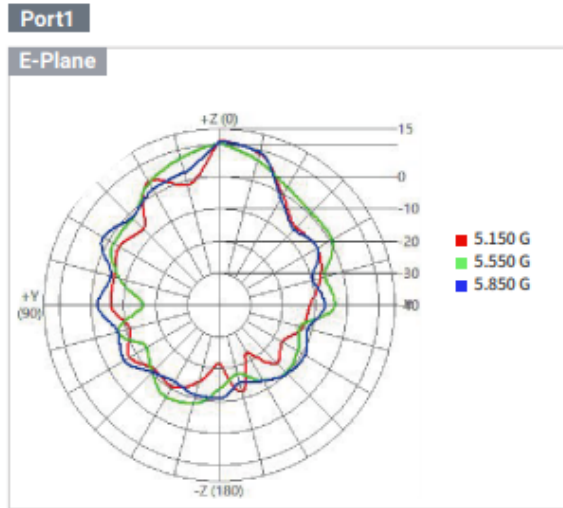




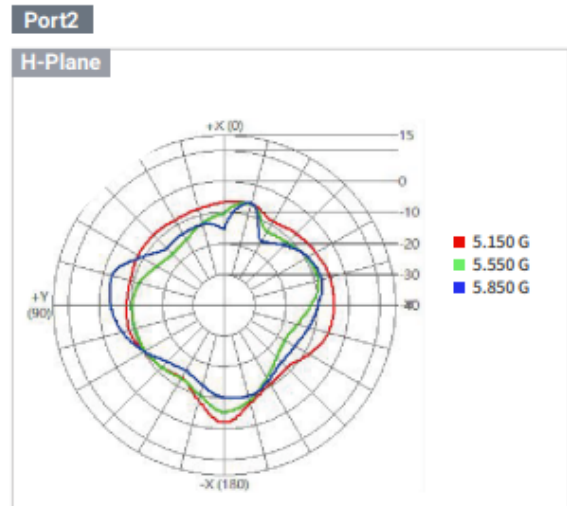
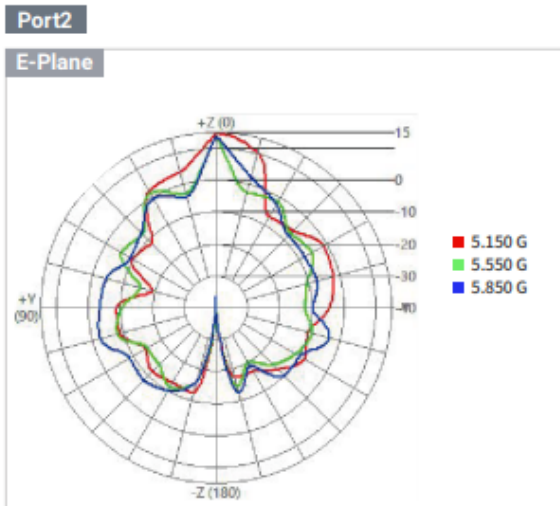
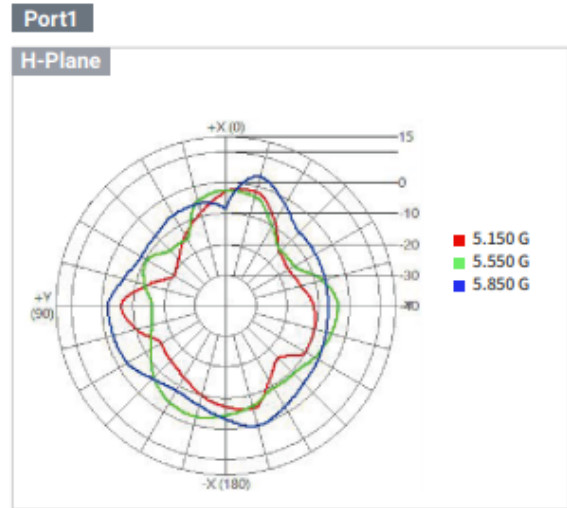
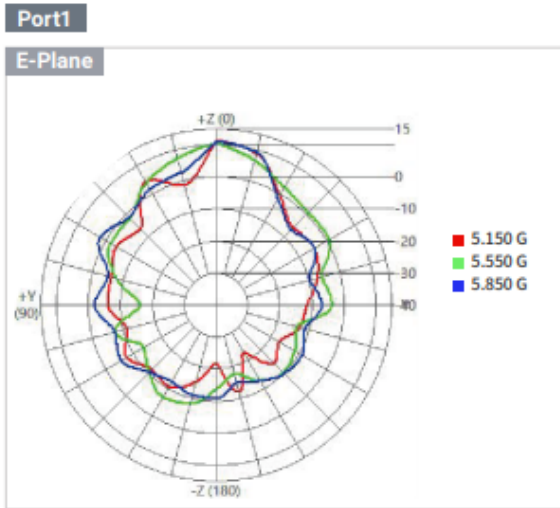
Part No.: 227986
Vendor Part No.: ALL-WB100AXF-1200_B2B

Hardw

Antennas Patterns



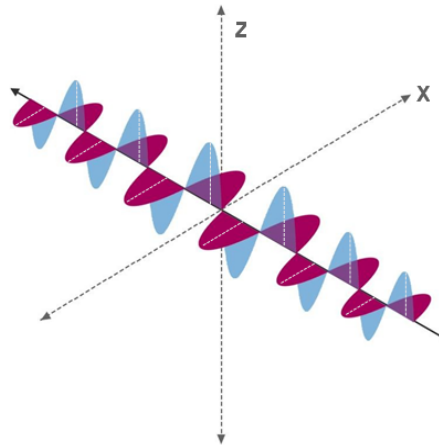
Antennas Patterns



Antenna

High Gain Antenna with Dual Polarization

Support dual polarization to increase connection and communication capability

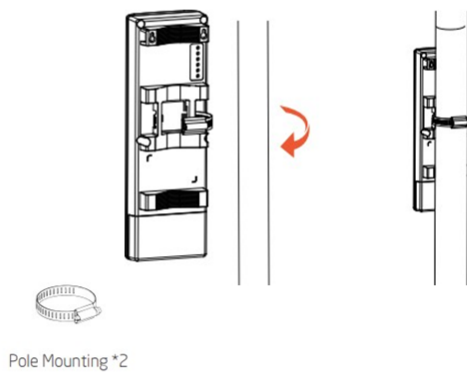


14dBi

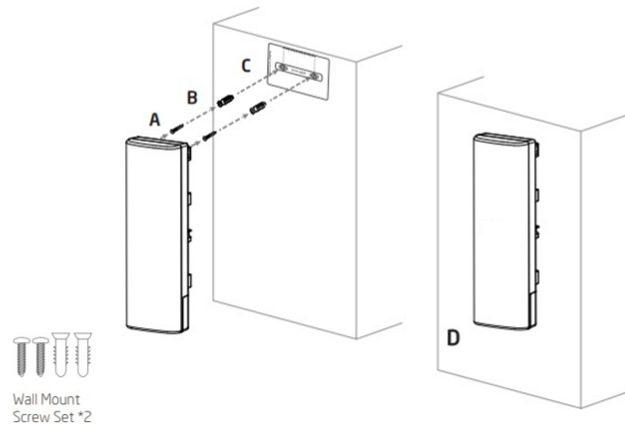
ALL-WB100AXF-1200

Installation

Pole Mount

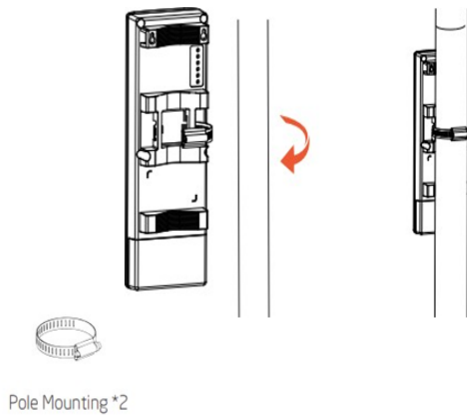


Wall Mount

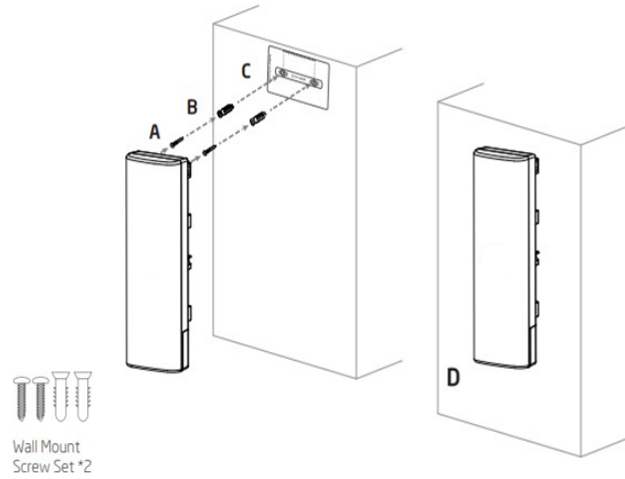


Installation

Pole Mount



Wall Mount



Scenario – Outdoor, Established



ALL-WB100AXF-1200
Wi-Fi 6 5GHz Single-band
Outdoor P2MP Access Point



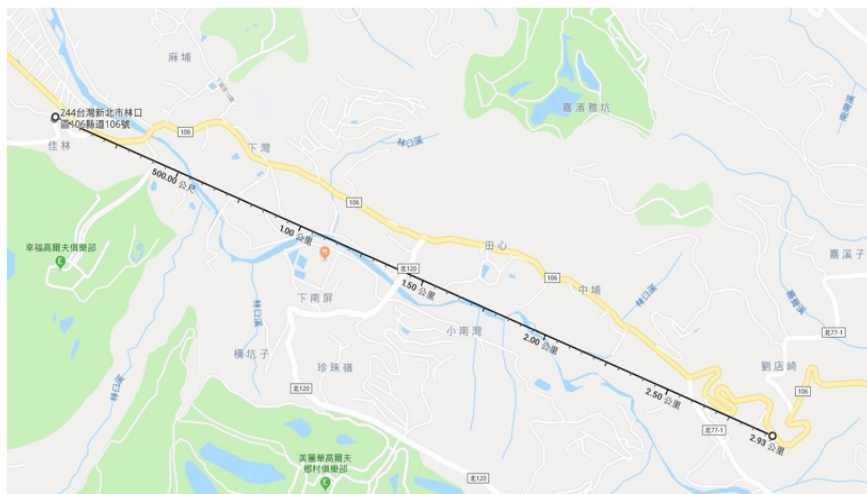
Long Range Field Test – 1KM

Band	Mode	Bandwidth	channe l	Data Rate (T/R)	RSSI	Tx	Rx	T+R	Note
5G	AP<-->CB	20MH z	36	229/229	-61	190	177	183	
			161	195/206	-64	146	159	143	
		40MH z	36	412/412	-61	322	316	320	
			161	309/412	-63	243	284	250	
		80MH z	36	864/864	-59	654	648	650	
			52	864/864	-60	653	639	642	
			100	-	-	-	-	-	DFS channel
			161	816/816	-63	590	591	533	

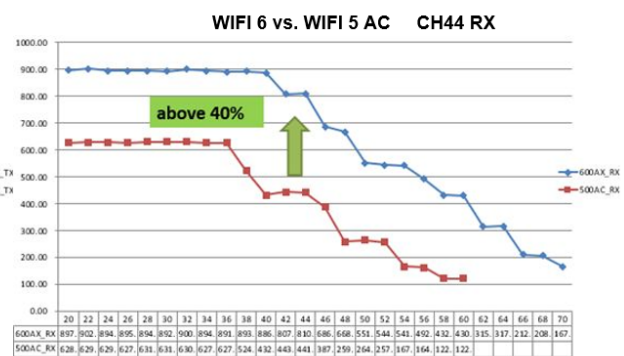
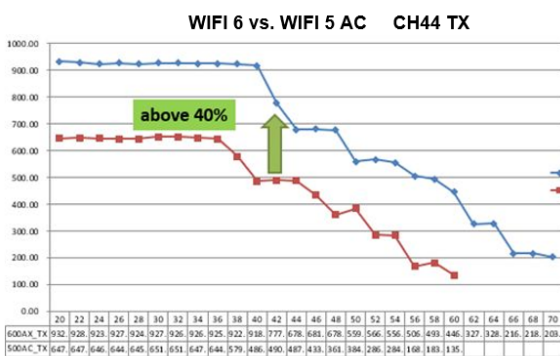


Long Range Field Test – 3KM

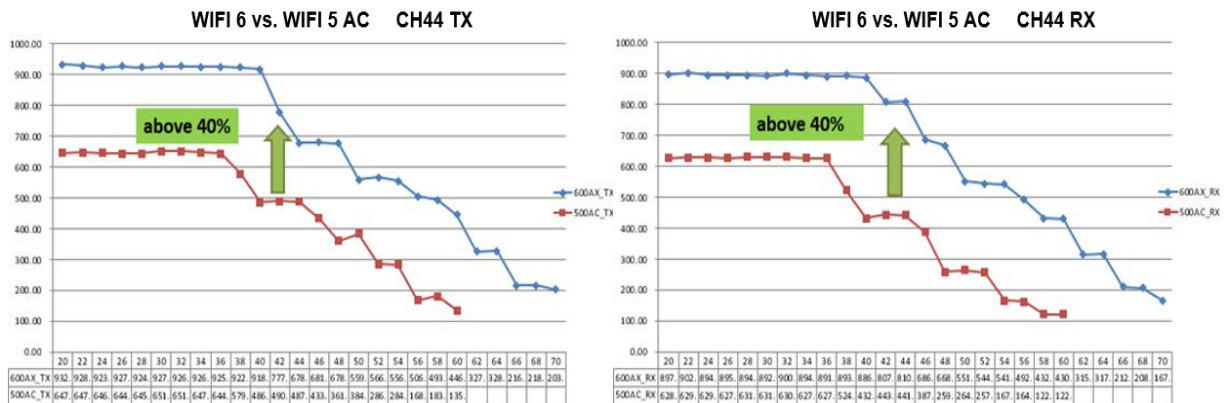
Band	Mode	Bandwidth	channe l	Data Rate (T/R)	RSSI	Tx	Rx	T+R	Note
5G	AP<-->CB	20MHz	36	206/206	-66	140.1	125.2	127.83	
			161	154/137	-71	107.16	97.395	100.39	
		40MHz	36	344/344	-65	266.16	235.77	249.95	
			161	275/275	-70	186.1	153.34	158.83	
		80MHz	36	648/576	-63	486.54	455.61	471.84	
			161	576/576	-71	401.07	371.02	374.93	



40% better Throughput and Longer Range than previous 11ac solution.



40% better Throughput and Longer Range than previous 11ac solution.



Technical Details:

Model Name	ALL-WB100AXF-1200
Chipset	
Main Control Unit	IPQ5018
Flash & Memory	8MB NOR (layout reserved) 128MB NAND 512MB DDR3 RAM
Switch/PHY	QCA8337 (1GbE)
PD	YES
Operating Frequency	Single band 5 GHz
Operation Mode	AP/STA/WDS AP/WDS STA/ Repeater
Frequency Radio	5 GHz: 5150 MHz ~ 5250 MHz, 5250 MHz ~ 5350 MHz, 5470 MHz ~ 5725 MHz, 5725 MHz ~ 5850 MHz
Radio Chains	2 x 2:2
SU-MIMO Capability	Two (2) spatial stream Single User (SU) MIMO for up to 1,200 Mbps wireless data rate with VHT80 to a 2x2 wireless device under the 5GHz radio.
MU-MIMO Capability	Two (2) spatial streams Multiple (MU)-MIMO up to 1,200 Mbps wireless data rate for transmitting to two (2) streams MU-MIMO 11ax capable wireless client devices under 5GHz simultaneously.
Supported Data Rates	802.11ax: 5 GHz: 18 to 1200 (MCS0 to MSC11, NSS = 1 to 2) 802.11b: 1, 2, 5.5, 11 802.11a/g: 6, 9, 12, 18,



	36, 48, 54 802.11n: 6.5 to 300 Mbps (MCS0 to MCS15) 802.11ac: 6.5 to 867 Mbps (MCS0 to MCS9, NSS = 1 to 2)
Supported Radio Technologies	802.11ax: 802.11ax: Orthogonal Frequency Division Multiple Access(OFDMA) 802.11a/g/n/ac: Orthogonal Frequency Division Multiple (OFDM) 802.11b: Direct-sequence spread-spectrum (DSSS)
Channelization	802.11ax supports high efficiency throughput (HE) —HE 20/40/80 MHz 802.11ac supports very high throughput (VHT) —VHT 20/40/80 MHz 802.11n supports high throughput (HT) —HT 20/40 MHz 802.11n supports high throughput under the 2.4GHz radio —HT40 MHz (256-QAM) 802.11n/ac/ax packet aggregation: A-MPDU, A-SPDU
Supported Modulation	802.11ax: BPSK, QPSK, 16-QAM, 64-QAM, 256-QAM, 1024-QAM 802.11ac: BPSK, QPSK, 16-QAM, 64-QAM, 256-QAM 802.11a/g/n: BPSK, QPSK, 16-QAM, 64-QAM 802.11b: BPSK, QPSK, CCKA
Max. Concurrent User	128 per radio
RF Power Setting	
Transmit Power (5GHz)	Conductive 22dBm per-chain @MCS0 20Mhz
Interfaces	
Ethernet	1x 1GbE RJ45 54VDC Proprietary PoE INPUT 1x 1GbE RJ45 LAN Out
LED Indicator	4x single-color LED, 3x tri-color LED for signal
Reset Button	1x
Power Spec	
Power Source	48V Proprietary PoE (EPA5006GR)
Max. Power Consumption	PoE: Max. 13W
Antenna	
Antenna Specification	Internal Patch Array
	1x single-band @5Ghz, 14dBi (Port1: 40°x20°;Port2: 40°x20°) 22dBm TX Power max.
	Antenna Beamwidth: Azimuth:40°, Elevation:20°
Environmental	
Rain & Dust ingress protection	IP55
Operating Temperature	-20°C ~ 60°C
Storage Temperature & Humidity	-40°C ~ 80°C Storage: 90% or less
Humidity	Up to 95% RH, non-condensing



Part No.: 227986
Vendor Part No.: ALL-WB100AXF-1200_B2B

Mounting Options	
Dimension	260*84*55mm
Wall Mount	YES
Pole Mount	YES
Certification	
Marks	FCC CE